



"Breathe Fresh, Live Better"

We're not just cleaning ducts; we're bringing fresh, pure air into your home.

Standard Operating Procedure (SOP) for Duct Cleaning by
Amaze Duct Carpet Cleaning Services

INTRODUCTION

We are specialized in professional cleaning services for ducts and carpets, ensuring cleaner, healthier indoor environments for residential and commercial spaces. With advanced equipment and expert technicians, the company delivers top-notch services such as air duct cleaning, carpet deep cleaning, and odor removal, enhancing air quality and prolonging the life of carpets. Their commitment to customer satisfaction and eco-friendly practices makes them a trusted name in the cleaning industry.



OBJECTIVE

To provide an unparalleled duct cleaning experience, delivering fresh, clean air and an efficient HVAC system for our clients and their families. Through the use of advanced technology, thorough protocols, and highly trained technicians, we ensure a safe, clean, and effective process from start to finish.

PROCEDURE OVERVIEW

Our duct cleaning process is composed of nine essential steps: Entry & Preparation, Initial Inspection, Equipment Setup, Ductwork Cleaning, HVAC Components Cleaning, Optional Sanitizing, System Reassembly, Post-Cleaning Airflow Test, and Customer Guidance on Maintenance.



BEFORE



AFTER



ADVANCED EQUIPMENT AND TRUCK SPECIFICATION

Amaze Duct Carpet Cleaning Services prides itself on using industry-leading, truck-mounted technology that ensures a thorough and deep clean for all ductwork.



TRUCK-MOUNTED SUCTION POWER:

Our powerful vacuum system provides an impressive suction capacity of over 12,000 CFM (Cubic Feet per Minute), enabling us to remove even deeply embedded debris, dust, and allergens from your ducts. This high-powered system is designed to clean thoroughly and efficiently.



ENGINE STRENGTH:

The truck features a robust 250 HP engine to maintain consistent power and suction, suitable for both residential and commercial properties. This ensures that the cleaning process remains steady and powerful, even for the most challenging jobs.



HIGH-EFFICIENCY HEPA FILTRATION:

The truck's filtration system is equipped with industrial-grade HEPA filters that trap 99.97% of dust, allergens, and other contaminants, ensuring a safe indoor environment free of recirculated particles.



ROTARY AGITATION AND SCRUBBING TOOLS:

Specialized tools, including rotary brushes and air whips, are used in conjunction with the truck's system to dislodge and remove dirt from duct walls, providing a deep, lasting clean.

This combination of high-powered vacuum technology and specialized cleaning tools allows us to clean every corner of your ductwork, delivering healthier and fresher air to your living space.

DETAILED STEPS



1. ENTRY & PREPARATION

Professional Arrival: Technicians arrive promptly in Amaze's branded truck, equipped with the necessary tools and dressed in professional attire.

Respectful Entry: Disposable shoe covers are worn as soon as the technician steps into the client's home to maintain cleanliness.

Initial Walkthrough and Overview: The technician introduces themselves, offers an overview of the process, and ensures the client is comfortable with each step.


Vent Sealing: Each vent and register is carefully sealed to prevent dust from escaping into the home and to facilitate the effectiveness of the vacuum system's negative pressure.

2. INITIAL INSPECTION

Visual Inspection: The technician performs a detailed visual inspection of the ductwork, checking for visible signs of dust, mold, or blockages with a high-lumen flashlight or inspection camera.

Airflow Testing: Basic airflow testing is conducted to detect any areas of reduced airflow or blockages, helping guide the cleaning process.

HVAC Component Inspection: Other HVAC components, including the furnace, air handler, and coils, are inspected for buildup or dust accumulation that could impact system efficiency and air quality.



3. PREPARATION OF EQUIPMENT AND AREA

Protective Covers: To safeguard the client's home, technicians place plastic sheets over furniture and floors near vents and duct openings. Drop sheets are also applied in areas such as bathrooms and laundry rooms, particularly for exhaust fan and dryer cleaning.

High-Traffic Area Protection: Drop cloths are used to protect frequently accessed areas in the home from any dust or debris.

Equipment Setup and Testing: The technician sets up the truck-mounted vacuum system and all cleaning tools, performing initial tests to ensure everything is functioning optimally.

Complete Vent Sealing: Each vent is meticulously sealed to prevent dust from escaping, maintain optimal suction, and ensure effective negative pressure during cleaning.



4. CLEANING THE DUCTWORK


Vacuumping Process: ○ The powerful truck-mounted vacuum is connected to the main ductwork, creating a strong negative pressure that draws debris and contaminants out of the ducts and into the truck's containment system. ○ HEPA filters in the vacuum ensure that fine particles and allergens are captured, preventing them from re-entering the home's air.

Agitation Techniques: ○ The technician uses rotary brushes, air whips, and other mechanical agitation tools to loosen and dislodge dirt, dust, and other contaminants adhered to duct walls. ○ Working systematically through each section, the technician ensures that all dust and buildup are removed, leaving the ducts clear and clean.

5. CLEANING THE HVAC SYSTEM COMPONENTS

Blower and Air Handler: ○ Brushes and compressed air are used to clean the blower motor and air handler unit, eliminating dust, mold, and other contaminants that may have accumulated. ○ By thoroughly cleaning these components, we help improve HVAC efficiency and reduce the risk of allergens being circulated.

Evaporator Coils: ○ The evaporator coils are cleaned carefully to prevent mold growth and improve system efficiency, ensuring that the air flowing through the system is clean and fresh.



6. SANITIZING AND DEODORIZING

Eco-Friendly Sanitizers: Upon client request, we apply a safe and eco-friendly sanitizer within the ductwork to inhibit the growth of mold, bacteria, and other contaminants.

Client Confirmation: Before using any sanitizers, we confirm with the client, ensuring that there are no sensitivities to chemicals or concerns about indoor air quality.



7. SYSTEM REASSEMBLY AND FINAL CHECKS

Reassembling Components: The technician carefully reattaches registers, diffusers, and any other parts that were removed during cleaning. They ensure each component is securely placed.

Post-Cleaning Airflow Testing: An airflow test is conducted to confirm that airflow is restored to optimal levels, verifying that the HVAC system is operating efficiently.

Final Inspection: The technician performs a thorough final inspection to ensure no dust, debris, or particles remain in the ducts or around the system.

8. POST-CLEANING AIRFLOW TEST

Efficiency Testing: Final airflow tests are performed to verify that all blockages have been cleared and that the system is functioning at maximum efficiency.

Documenting Results: The technician records the airflow test results and shares them with the client, providing assurance that their system is performing at its best.



9. CUSTOMER GUIDANCE AND MAINTENANCE TIPS

Complimentary Filter: To further support the client's indoor air quality, Amaze provides a free high-efficiency air filter with each duct cleaning service. This filter helps maintain the cleanliness of the HVAC system and improves overall air quality.

Filter Replacement Schedule: Technicians advise clients on the importance of regular filter changes, recommending replacements every 3-6 months based on their home's needs.

Annual Inspection Recommendation: Regular annual HVAC inspections are suggested to catch any buildup or efficiency issues early.

High-Efficiency Filters: Clients are encouraged to use high-efficiency air filters that capture finer dust, pollen, and allergens, enhancing their home's air quality.

Clear Vents: The technician advises keeping vent areas unobstructed and clean to reduce dust buildup and improve airflow.

SAFETY AND QUALITY CONTROL



FINAL SATISFACTION CHECK:

Before leaving, the technician ensures the client is satisfied with the service, answering any remaining questions or concerns.



CLEANUP AND AREA RESTORATION:

All equipment, drop cloths, and protective sheets are removed, leaving the client's home as clean as it was when the technician arrived.



CUSTOMER TESTIMONIALS

Sarah Thompson



"I was amazed at the difference in air quality after Amaze Duct Cleaning finished their work. Not only were they professional, but they also explained the entire process and made sure I was happy with the results. Highly recommend!"



Mark Davis

"The team from Amaze was friendly, efficient, and respectful of my home. They even provided a free air filter, which was a nice bonus! My family feels the difference in air quality immediately. Thank you!"

Linda King



"Amaze Duct Cleaning went above and beyond to make sure every part of our duct system was clean. They arrived on time, worked meticulously, and left everything spotless. I couldn't ask for better service."



Priya Mehta

"Amaze Duct Cleaning made such a difference in our home. I can already feel the fresh air. The technicians were polite, and thorough, and took time to explain everything. Great job!"

Rajiv Patel



"Excellent service! The Amaze team was on time and very professional. They cleaned our ducts thoroughly, and it's been a noticeable improvement in our home's air quality. Highly recommended!"



Sunita Reddy

"Highly satisfied with Amaze Duct Cleaning. They handled everything with care and made sure we understood the entire process. Professional and very friendly staff!"


WHY CHOOSE AMAZE DUCT CARPET CLEANING SERVICES

At Amaze, we're not just cleaning ducts; we're providing a fresh start for your family's indoor air quality. With our powerful truck-mounted vacuum system, specialized equipment, and highly trained professionals, we go beyond basic cleaning.

"Breathe Fresh, Live Better"

**We're not just cleaning ducts;
we're bringing fresh, pure air into your home.**

From the power and precision of our equipment to our meticulous attention to detail, Amaze Duct Carpet Cleaning Services is committed to giving you the best possible indoor environment, free of contaminants and allergens, for a healthier home and happier family.





CONTACT US

For professional duct and carpet cleaning that revitalizes your indoor air quality, contact Amaze Duct & Carpet Cleaning:



647-515-9154



www.iamazeduct.ca



iamazeduct@gmail.com

Serving Commercial, Residential, and Industrial Clients in the GTA and beyond.

Healthy Home, Healthy Family

Feel the Freshness with Amaze Duct & Carpet Cleaning